

LaMoure County Auditor

202 4th Ave NE
PO Box 128
LaMoure, ND 58458
(701)883-6040

December 11, 2023

Rural Attorney Recruitment Program
Office of the State Court Administrator
600 E. Boulevard Ave., Mailstop 180
Bismarck, ND 58505-0530

RECEIVED
DEC 18 2023
COURT ADMIN. OFFICE
SUPREME COURT

RE: Rural Attorney Recruitment Program County Application

Dear State Court Administrator:

Please consider this application for LaMoure County into the Rural Attorney Recruitment Program. LaMoure County currently has two resident members of the bar association; Attorney James Shockman (37) and the Honorable Daniel D. Narum (54).

Attorney Shockman is currently the LaMoure County State's Attorney and the only attorney with a law office in the county. Attorney Shockman was recently appointed by Governor Burgum to the position of district judge for the Southeast Judicial District. Due to this appointment, LaMoure County will no longer have a practicing resident attorney in the County to qualify as State's Attorney. Moreover, the single civil law firm within the County will also close effective January 1, 2024. The only other attorney residing in the county is the Hon. Judge Daniel D. Narum, presiding judge of the Southeast Judicial District.

The attached census indicates LaMoure County has a population of 4,098, which is within the program's requirements. LaMoure County, based on our information, has had a law office in the county dating back to the early 1940s. LaMoure county has, at times, supported more than one civil law office. The citizens of the community are extremely supportive of local business and prefer to utilize professional services locally to the extent the community offers the services to meet their needs.

LaMoure County has a great need for legal services. Specifically, the county has legal needs ranging from estate planning, prosecution of criminal offenses, municipal and political subdivision representation, landlord/tenant issues, general business law, agricultural issues, water disputes, real estate law, and general litigation to name a few. These are all legal needs that are crucial for rural community function.

LaMoure County is committed to supporting new business within the community. The LaMoure Community Development Corporation, a non-profit corporation organized under the laws of the State of North Dakota, is also committed to new business within the city of LaMoure (see attached financial and grant information). The city of Edgeley has a JDA and the city of Kulm also has the Kulm Community Development Corporation. Communities within the County are in the process of various projects, including but not limited to, building a new school in the city of Marion, a new Career and Tech Center in the city of Edgeley, and a new pool project in the city of LaMoure.

LaMoure County agrees to provide the local match to the program if accepted.

We thank the you for your consideration and attention to this application. We respectfully request the members of the application review committee accept LaMoure County into the Rural Attorney Recruitment Program.

I look forward to hearing from the committee. Please do not hesitate to contact with any questions or concerns.

Sincerely,

Dated this 11th day of December, 2023.


LAMOURE COUNTY

By: 

ATTEST

Chairman of Board of County

Commissioners



Auditor

[Directory \(/directory/\)](#) / [North Dakota \(/directory/north-dakota-state/\)](#)
/ LaMoure Community Development Corporation

EIN 45-0308878

LaMoure Community Development Corporation

[Programs](#) | [Grantmaking](#) | [Personnel](#) | [Financials](#) | [Form 990s](#) | [Peers](#)

IRS 501(c) type	Num. employees	City	State	Year formed	Most recent tax filings
501(c)(4)	0	Lamoure	North Dakota (/directory/north-dakota-stat...	1967	2022-06-01

NTEE code, primary
[S31: Urban, Community Economic Develop...](#)

Description

LaMoure Community Development Corporation assists businesses and organizations in the community by providing grants or low interest loans to aid economic development. In FY2022, the Organization gave zero interest loans to the Happy Seniors Club. Additionally, they actively promote business entrepreneurship.

Total revenues




Total expenses




Total assets

\$1,042,087



Num. employees



2022

Program areas at LaMoure Community Development Corporation

The Organization has provided grants or low interest loans to assist with economic development in the community. During FY2022, the Organization provided zero interest loans to the Happy Seniors Club. The Organization promoted the business entrepreneurial nature for the business in LaMoure for a possible business venture. The organization assisted a startup business of LaMoure Lockers to bring to the community. The organization also kept assisting the loan payment of a new hardware / grocery store 8 years ago by assisting in the 10 year payment plan. This is to improve the quality of life and business in LaMoure.

Grants made by LaMoure Community Development Corporation

Grantee	Grant description	Amount
Little Loboes Bright Beginnings (/organizations/little-loboes-bright-beginnings,843323468/)	Business Start-Up Expenses	\$20,554

Personnel at LaMoure Community Development Corporation

Name	Title	Compensation
Mitch Carlson	Treasurer	\$0
Vince Watkins	Secretary	\$0
Brad Nogosek	President	\$0

Name	Title	Compensation
Ray Thielges	Vice President	\$0

Financials for LaMoure Community Development Corporation

Revenues Expenses Assets Liabilities

Revenues	FYE 06/2022
Total grants, contributions, etc.	\$90,787
Program services	\$0
Investment income and dividends	\$10,532
Tax-exempt bond proceeds	\$0
Royalty revenue	\$26,193
Net rental income	\$10,000
Net gain from sale of non-inventory assets	\$1,600
Net income from fundraising events	\$0
Net income from gaming activities	\$0
Net income from sales of inventory	\$0
Miscellaneous revenues	\$0
Total revenues	\$139,112

Form 990s for LaMoure Community Development Corporation

Fiscal year ending	Date received by IRS	Form	PDF link
2022-06	2023-05-15	990	View PDF (/organizations/view_990/450308878/7173626abd3c1808b1a0ce044549b657)
2021-06	2022-07-18	990O	View PDF (/organizations/view_990/450308878/2b49495c0cdf153106dd646f589ac9bd)

QuickFacts
LaMoure County, North Dakota

QuickFacts provides statistics for all states and counties. Also for cities and towns with a population of 5,000 or more.

All Topics		LaMoure County, North Dakota
Population Estimates, July 1, 2022, (V2022)		4,096
PEOPLE		
Population		
Population Estimates, July 1, 2022, (V2022)		4,096
Population estimates base, April 1, 2020, (V2022)		4,091
Population, percent change - April 1, 2020 (estimates base) to July 1, 2022, (V2022)		0.2%
Population, Census, April 1, 2020		4,093
Population, Census, April 1, 2010		4,139
Age and Sex		
Persons under 5 years, percent		6.4%
Persons under 18 years, percent		21.3%
Persons 65 years and over, percent		27.4%
Female persons, percent		48.8%
Race and Hispanic Origin		
White alone, percent		97.6%
Black or African American alone, percent (a)		0.5%
American Indian and Alaska Native alone, percent (a)		0.8%
Asian alone, percent (a)		0.1%
Native Hawaiian and Other Pacific Islander alone, percent (a)		0.1%
Two or More Races, percent		0.9%
Hispanic or Latino, percent (b)		2.4%
White alone, not Hispanic or Latino, percent		95.4%
Population Characteristics		
Veterans, 2018-2022		260
Foreign born persons, percent, 2018-2022		0.3%
Housing		
Housing units, July 1, 2022, (V2022)		2,060
Owner-occupied housing unit rate, 2018-2022		84.4%
Median value of owner-occupied housing units, 2018-2022		\$116,900
Median selected monthly owner costs -with a mortgage, 2018-2022		\$1,191
Median selected monthly owner costs -without a mortgage, 2018-2022		\$527
Median gross rent, 2018-2022		\$571
Building permits, 2022		2
Families & Living Arrangements		
Households, 2018-2022		1,698
Persons per household, 2018-2022		2.35
Living in same house 1 year ago, percent of persons age 1 year+, 2018-2022		92.0%
Language other than English spoken at home, percent of persons age 5 years+, 2018-2022		6.7%
Computer and Internet Use		
Households with a computer, percent, 2018-2022		91.3%
Households with a broadband Internet subscription, percent, 2018-2022		84.1%
Education		
High school graduate or higher, percent of persons age 25 years+, 2018-2022		90.2%
Bachelor's degree or higher, percent of persons age 25 years+, 2018-2022		25.3%
Health		
With a disability, under age 65 years, percent, 2018-2022		6.1%
Persons without health insurance, under age 65 years, percent		11.9%

Economy

In civilian labor force, total, percent of population age 16 years+, 2018-2022	62.7%
In civilian labor force, female, percent of population age 16 years+, 2018-2022	57.0%
Total accommodation and food services sales, 2017 (\$1,000) (c)	D
Total health care and social assistance receipts/revenue, 2017 (\$1,000) (c)	7,787
Total transportation and warehousing receipts/revenue, 2017 (\$1,000) (c)	7,206
Total retail sales, 2017 (\$1,000) (c)	24,503
Total retail sales per capita, 2017 (c)	\$5,968

Transportation

Mean travel time to work (minutes), workers age 16 years+, 2018-2022	18.0
--	------

Income & Poverty

Median household income (in 2022 dollars), 2018-2022	\$70,227
Per capita income in past 12 months (in 2022 dollars), 2018-2022	\$37,453
Persons in poverty, percent	▲ 10.9%

BUSINESSES**Businesses**


Total employer establishments, 2021	150
Total employment, 2021	936
Total annual payroll, 2021 (\$1,000)	38,717
Total employment, percent change, 2020-2021	-6.6%
Total nonemployer establishments, 2020	335
All employer firms, Reference year 2017	191
Men-owned employer firms, Reference year 2017	96
Women-owned employer firms, Reference year 2017	S
Minority-owned employer firms, Reference year 2017	S
Nonminority-owned employer firms, Reference year 2017	161
Veteran-owned employer firms, Reference year 2017	S
Nonveteran-owned employer firms, Reference year 2017	131

GEOGRAPHY**Geography**

Population per square mile, 2020	3.6
Population per square mile, 2010	3.6
Land area in square miles, 2020	1,146.01
Land area in square miles, 2010	1,145.94
FIPS Code	38045

About datasets used in this table

Value Notes

 Estimates are not comparable to other geographic levels due to methodology differences that may exist between different data sources.

Some estimates presented here come from sample data, and thus have sampling errors that may render some apparent differences between geographies statistically indistinguishable. Click the Quick Info icon to the left of each row in the table to learn about sampling error.

In Vintage 2022, as a result of the formal request from the state, Connecticut transitioned from eight counties to nine planning regions. For more details, please see the Vintage 2022 release notes available here: [Release Notes](#).

The vintage year (e.g., V2022) refers to the final year of the series (2020 thru 2022). Different vintage years of estimates are not comparable.

Users should exercise caution when comparing 2018-2022 ACS 5-year estimates to other ACS estimates. For more information, please visit the [2022 5-year ACS Comparison Guidance](#) page.

Fact Notes

- (a) Includes persons reporting only one race
- (c) Economic Census - Puerto Rico data are not comparable to U.S. Economic Census data
- (b) Hispanics may be of any race, so also are included in applicable race categories

Value Flags

- Either no or too few sample observations were available to compute an estimate, or a ratio of medians cannot be calculated because one or both of the median estimates falls in the lowest or upper interval of an open ended distribution
- F Fewer than 25 firms
- D Suppressed to avoid disclosure of confidential information
- N Data for this geographic area cannot be displayed because the number of sample cases is too small.
- FN Footnote on this item in place of data
- X Not applicable
- S Suppressed; does not meet publication standards
- NA Not available
- Z Value greater than zero but less than half unit of measure shown

QuickFacts data are derived from: Population Estimates, American Community Survey, Census of Population and Housing, Current Population Survey, Small Area Health Insurance Estimates, Small Area Income and Poverty Estimates, State Housing Unit Estimates, County Business Patterns, Nonemployer Statistics, Economic Census, Survey of Business Owners, Building Permits.

**State of North Dakota
Chambers of
The District Court**

DANIEL D. NARUM
DISTRICT JUDGE
SOUTHEAST JUDICIAL DISTRICT

LAUREL ALBER
JUDICIAL SECRETARY
COURT RECORDER

December 7, 2023

Chief Justice Jensen and members of the North Dakota Supreme Court
Judicial Wing, 1st Floor
600 East Boulevard Avenue
Bismarck, ND 58505-0530

Dear Chief Justice Jensen and members of the North Dakota Supreme Court,

I am writing to recommend LaMoure County, North Dakota, for participation in the Rural Attorney Recruitment Program under Administrative Rule 62.

LaMoure County will not have a single resident attorney after James T. Shockman takes the bench in early 2024.

I believe LaMoure County, North Dakota, is exactly the type of county that was intended to be benefited by Administrative Rule 62, and I recommend its participation in the Rural Attorney Recruitment Program without any reservations.

If you have any additional questions for me, please feel free to contact me at your convenience.

Thank you.

Sincerely,



Honorable Daniel D. Narum
District Judge

- District Court Chambers P.O. Box 336 Ellendale, N.D. 58436-0036 Ph. 701-349-3249 Ext. 4
- District Court Chambers P.O. Box 128 LaMoure, N.D. 58458 Ph. 701-883-5301 Ext. 4
- District Court Chambers 301 Broadway Napoleon N.D. 58561 Ph. 701-754-2751
- District Court Chambers 355 Main Street South Suite #2 Forman, N.D. 58032 Ph. 701-724-6241
- District Court Chamber P.O. Box 179 Ashley, N.D. 58413 Ph. 701-288-3450